



TURNTABLE

Volume 5, Number 1

January 2021

The NMRA's *Turntable* is a monthly publication which, like a railroad turntable, will lead you in several directions on the internet.

This e-publication is a collection of railroad and model railroad videos, podcasts, websites, and/or other information freely available on the internet that we think may be of interest to you. The NMRA claims no ownership of this information, nor do we endorse its creators or their websites. The *NMRA Turntable* will not promote individuals or their for-profit ventures.

A Members-Only Exclusive Clinic from Model Railroader Video Plus




[Conrail Onondaga Cutoff](#)

MRVP Layout Visit: Operations on Dave Abeles' Conrail Onondaga Cutoff in HO scale

Enjoy this exclusive MRVideoPlus.com tour of Dave Abeles' Onondaga Cutoff HO scale (1:87) layout inspired by Conrail railroad operations. Follow the action along the line, and then look for additional coverage of the model railroad in the February 2021 issue of Model Railroader magazine.

Detailing Freight Cars





[Detailing Freight Cars](#)

Here we look at detailing a basic Athearn RTR model. In this case, a 52' Mill gondola. Dan shows how he detailed this car

using various scratchbuilt parts and shows you how to make your own details!

How to Build Turnouts Without Jigs



[How to Build Turnouts](#)

In this video the presenter shows how he built this N-scale Code 40 turnout from scratch!

Athearn Genesis ES44AC Review



[Athearn Genesis E44AC](#)

A detailed look at the new HO scale 'Primed for Grime' GEVO's from Athearn Genesis!

Building a Timetable Part 1



Building a Timetable Part 1

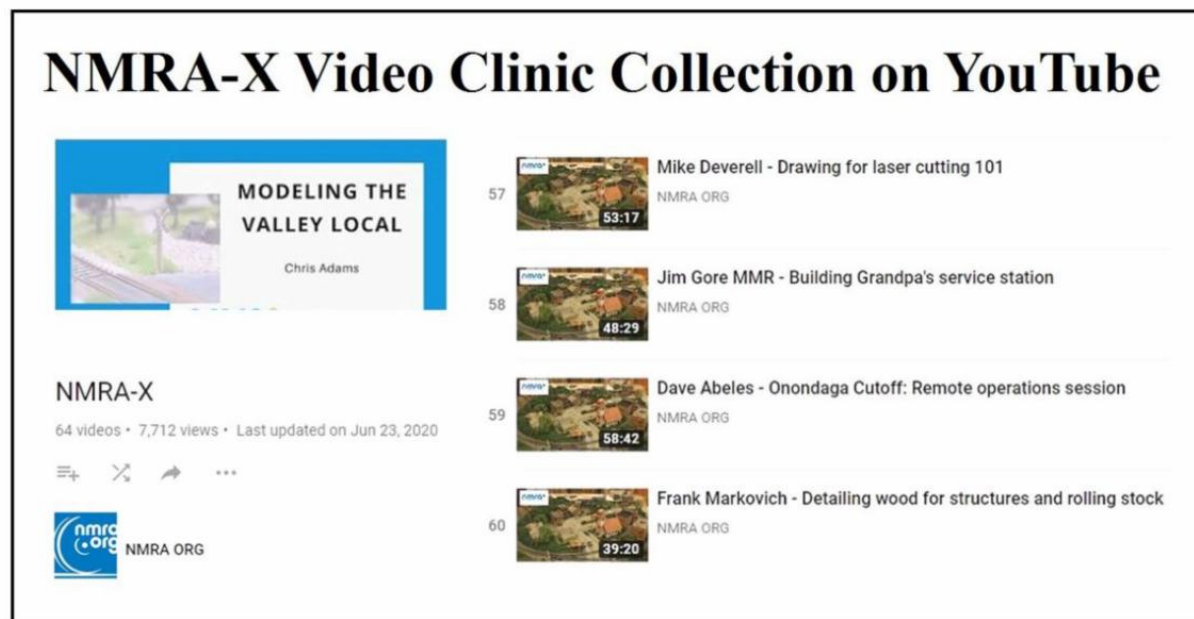
A while back Chris Lyon posted some videos on Time Table and Train Orders (TT&TOs). There were several requests that they show how to build a model railroad timetable. Doug Matheson and Chris got together with Michel Boucher and he took us through the concepts/considerations and steps in building the timetable for his D&H railroad.

In Part 1, Michel describes the process he went through to get the fundamental concepts and considerations for railroad operations. Then we progress through the building of the track plan which is a necessary first step. Michel discusses scale distance and how that is laid out using mileposts.

The next parts will demonstrate a step by step method focusing on the schematic diagram, spreadsheet time and

distance sheets and finally the timetable itself. In addition there will be a segment showing some practical layout considerations to enhance the operations using a timetable.

NMRA-X Virtual Convention Clinics



The screenshot displays the YouTube channel page for NMRA-X. The channel name is "NMRA-X" with 64 videos and 7,712 views, last updated on Jun 23, 2020. The page features a video clinic collection with the following items:

- 57. Mike Deverell - Drawing for laser cutting 101 (53:17)
- 58. Jim Gore MMR - Building Grandpa's service station (48:29)
- 59. Dave Abeles - Onondaga Cutoff: Remote operations session (58:42)
- 60. Frank Markovich - Detailing wood for structures and rolling stock (39:20)

NMRA YouTube Channel

The NMRA-X is the virtual experience formed to bring some of the benefits of the organization live, right to your computer screens!

Last July NMRAX held the GatewayX, our first-ever NMRAX Virtual National Convention - a week-long event that ran every day during the week of July 12th to July 18th! This event, along with previous events, including some virtual Region Conventions can be found on the NMRA-X YouTube channel. Plans are to have at least one event a month on the last Saturday of the month throughout 2021.

Our next NMRAX event will be coming up on Saturday, January 23, 2021 from 2pm to 11pm EST on Facebook Live!

Phil Stead's On3 San Juan Division

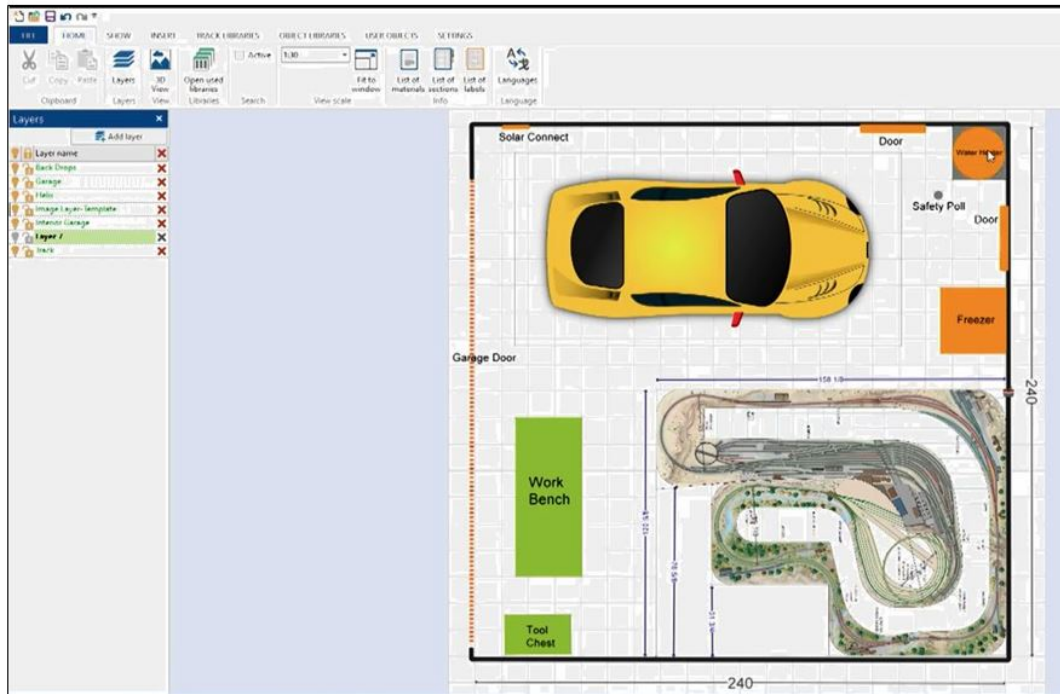


On3 D&RGW San Juan Division

A tour of Phil Stead's magnificent D&RGW San Juan Division layout in On3. Many years ago I visited Phil's layout when it was on the Piedmont Pilgrimage for the first time. Back then his "layout" did not physically exist but a mock-up of how it would be laid out, including what scenery and structures would be present, was painted on the basement floor! He's come a long way since then and I think you will enjoy seeing how it looks today. PVV

Best of the Rest

An N Scale Version of the Utah Belt



N Scale Version of the Utah Belt

A good discussion regarding the layout's design with a fellow model railroader leads to a paradigm shift and change of perspective.

Overview of the Rock Island Lines



The Rock Island Lines

This is an overview and update of the Mike's beautifully done Rock Island - based HO scale model railroad.

Layering Foam & Static Grass



Layering Foam & Static Grass

Scenery mystifies a lot of people yet it can be so easy once you learn a few simple steps. The real secret is to build up your scenery in layers of varying color and texture just like Mother Nature does. Come on along as Larry Puckett shows you how he layers it up to create a believable pasture just ready for some sheep and cows.

Yosemite Lumber Co. Inclines w/Jack Burgess



Yosemite Lumber Co. Inclines

The logging inclines of the Yosemite Lumber Company were dramatic tracked inclines that carried felled trees on rail cars down or up very steep grades to the mainline where they could be transported by the Yosemite Valley Railroad (YVRR) to the lumber mill at Merced Falls for further processing.

This extraordinary presentation contains hundreds of rare photos and film clips of these amazing engineering feats in action, and is narrated by Historian and Author, Jack Burgess.

Clear Lake Timber Company



[Clear Lake Timber Company](#)

This video is a 21-minute slideshow summarizing the construction of Carl Brainerd's Clear Lake Timber Company model railroad over a 5-year period. The railroad is a 9' x 9' L-shaped HO scale standard gauge layout designed to fit in a spare bedroom. It is a point-to-point logging-theme design with switchbacks. The construction photos touch on benchwork, backdrops, lighting, roadbed, track-laying, wiring, land-form construction, scenery application, tree-making, and structures.

Realistic Diorama - Dungarvan Port



Realistic Diorama

This diorama presents the old port of Dungarvan. Apart from a real city located on the south coast of Ireland, the rest is the presenter's imagination. For this project, a model from Revell (Berlin) was used, which, after modifications, acts as a fishing boat and a Zis-12 (Zebrano) as a port delivery truck. Everything else was built from scratch.

NMRA Partnership Program



PARTNERSHIP PROGRAM

NMRA members can log in and click on the **Benefits** tab to view the **NMRA Partnership Program**. Please patronize all of our partners for some fantastic discounts as an NMRA member!

**Bear Creek Model
Railroad, LLC**

CatzPaw Innovations

Clever Models, LLC

CMR Products, LLC

Daylight Sales (Merchandise)

Deepwoods Software

Deluxe Materials

Digikeijs

East Coast Circuits

Gatorfoam

Great Decals!

Green Frog Productions

Hot Wire Foam Factory

K.I.S.S. Method, Inc.

LaBelle Woodworking Co.

LARC Products

Logic Rail Technologies

Micro-Mark

Mine Mount Models

Miniprints

MinuteMan Scale Models

Model Railroad Benchwork

Model Train Catalogue

Modelers Decals & Paint

Motrak Models

MRC (Model Rectifier Corp)

Nick and Nora Designs

NScale Works by Mike Holly

Old West Scenery

Ram Track

RR-CirKits

Rusty Stumps ***

Scale Model Plans

Scalecoat Paint

Scenery Solutions

Showcase Miniatures

Team Track Models

The N Scale Architech

The Old Depot Gallery

Tichy Train Group

Train Installations, LLC

Train Show, Inc.

Trainmasters TV/Model

Railroad Hobbyist Store

TSG Multimedia ***

UGEARS

Unreal Details

USA Airbrush Supply/

Badger Airbrush

WiFi Model Railroad, LLC

Jan 2021

[New Partners in **RED** ***]

[NMRA Partnership Program](#)

The NMRA Partnership Program is a member benefit that truly has a tangible payback. We've partnered with model railroad manufacturers of all sizes, giving them exposure on our website in return for receiving generous discounts for NMRA members all year long. Some provide members with special codes, others prefer a phone or email order, but all appreciate the additional business from our members. And of course, our members appreciate the extra savings...savings that can actually pay the cost of NMRA membership! Be sure to check back often as new Partners are being added all the time.

Division Business Car

NMRA@HOME

A visit to Greg Rich's New Baltimore and Fair Haven

Featured in the Division Business Car Column appearing in the December, 2020 issue of NMRA Magazine.



This month, we are visiting Greg Rich's HO scale New Baltimore and Fair Haven layout. Greg's beautiful layout is set in the early 20th century when steam ruled the rails. There are two documents to view for Greg's layout, the original article as it appeared in the NCR's Hotbox newsletter and bonus material Greg sent as an [NMRA@Home](#) exclusive.

100%

What is a 100% NMRA Club?

Featured in the Division Business Car Column appearing in the December, 2020 issue of NMRA Magazine.

If you have not heard about 100% NMRA Clubs, this article will shed some light on this program. If you are a member of a club or are thinking about starting a club, there are benefits you can take advantage of if all the members of the club are NMRA members. Read the article to learn more.

Scratchbuild your own steel coil loads

Featured in the Division Business Car Column appearing in the December, 2020 issue of NMRA Magazine.



Paper has become popular again for scratchbuilding. This article will show you how to make and finish convincing steel coil loads for your layout from paper!



Building bridges bass-ackwards

Featured in the Division Business Car Column appearing in the December, 2020 issue of NMRA Magazine.

Most model railroaders build and install their bridges and track at the same time for a scene. But, what if you already built the track for the layout and have to add the bridges later. Here is an article that shows you how.

Division Business Car

The *Division Business Car* column appears in even-numbered months in NMRA Magazine. It's loaded with great modeling ideas, plus useful information that can help make your Division, Region or 100% NMRA Club even better. The information comes from articles published in Region, Division, and club newsletters. The best of

these articles are posted on the NMRA website. You can read the entire archive, from as far back as 2011 right up to the latest posting, by clicking [here](#).

Don't forget to visit the [Partnership Program](#) page on our website to get great deals and discounts!

Previous issues of the *NMRA Turntable* are available on the Turntable Archives page. You must first log in as a member at: nmra.org After you are in the members-only section, then hover over Publications on the menu bar, then *NMRA Turntable*, and then click on one of the list of back issues.

Editor: [Paul V. Voelker](#)

Executive Editor: [John Stevens](#)

The NMRA Turntable is an official monthly production of the National Model Railroad Association, Inc. Publishing Department ([Don Phillips](#), Manager). Its purpose is to introduce NMRA members to a selection of instructional videos and online publications that they may find of interest. If you know of an NMRA member who is not receiving this mailing, please direct them to [here](#) to update their email address. If you no longer wish to receive these mailings, please don't mark them as SPAM. Instead, click the Safe Unsubscribe link at the bottom of this page. ©2017 National Model Railroad Association, Inc., P.O. Box 1328, Soddy Daisy TN 37384.

STAY CONNECTED:

